

LESCO®

SPECTATOR™

Turf and Ornamental Fungicide

For use on turf and ornamentals and non-bearing fruit and nut trees
in nursery and landscape plantings

ACTIVE INGREDIENT:

Propiconazole: 1-[[2-(2,4-dichlorophenyl)-4-propyl-1,3-dioxolan-2-yl]
methyl]-1H-1,2,4-triazole 41.8%

OTHER INGREDIENTS 58.2%

TOTAL 100.0%

Contains petroleum distillates. Contains 4 lbs. of propiconazole per gallon.

KEEP OUT OF REACH OF CHILDREN WARNING/AVISO

Si usted no entiende la etiqueta, busque a alguien para que se la explique a usted en detalle.
(If you do not understand this label, find someone to explain it to you in detail.)

See inside booklet for **FIRST AID** and **PRECAUTIONARY STATEMENTS**

For Chemical Spill, Leak, Fire, or Exposure, Call CHEMTREC (800) 424-9300.
For Medical Emergencies Only, Call (877) 325-1840.

EPA Reg. No. 228-633

EPA Est. No. indicated by the first two letters of the batch number
on this package: (AL) 228-IL-002, (ST) 072344-MO-004

Product of China. Formulated in the United States with U.S. and imported ingredients.

Manufactured for **Nufarm Americas Inc.** • 11901 S. Austin Avenue • Alsip, IL 60803



#10159225

Net Contents
2.5 Gal.
(9.46 L)

14948000

**PRECAUTIONARY STATEMENTS
HAZARDS TO HUMANS AND DOMESTIC ANIMALS
WARNING/AVISO**

Causes substantial but temporary eye injury. Causes skin irritation. Harmful if swallowed. Do not get in eyes, on skin, or on clothing. Wear protective eyewear such as goggles, face shield, or safety glasses. Wash thoroughly with soap and water after handling and before eating, drinking, chewing gum, or using tobacco. Remove and wash contaminated clothing before reuse.

PERSONAL PROTECTIVE EQUIPMENT (PPE)

Some materials that are chemical resistant to this product are listed below. If you want more options, follow the instructions for category G on the EPA chemical resistance category selection chart.

Applicators and other handlers must wear:

- Coveralls over short-sleeved shirt and long pants
- Chemical resistant gloves, such as a barrier laminate or viton thicker than 14 mils
- Chemical-resistant footwear plus socks
- Goggles or face shield
- Chemical-resistant headgear for overhead exposures.

Mixers, loaders and persons cleaning equipment must wear:

- Chemical-resistant apron.

Discard clothing and other absorbent materials that have been drenched or heavily contaminated with this product's concentrate. Do not reuse them. Follow manufacturer's instructions for cleaning/maintaining PPE. If no such instructions for washables exist, use detergent and hot water. Keep and wash PPE separately from other laundry.

Engineering Control Statements

When handlers use closed systems, enclosed cabs, or aircraft in a manner that meets the requirements listed in the Worker Protection Standard (WPS) for agricultural pesticides [40 CFR 170.240(d)(4-6)], the handler PPE requirements may be reduced or modified as specified in the WPS.

USER SAFETY RECOMMENDATIONS

Users should:

- Wash hands before eating, drinking, chewing gum, using tobacco, or using the toilet.
- Remove clothing immediately if pesticide gets inside. Then wash thoroughly and put on clean clothing.

FIRST AID

IF IN EYES	<ul style="list-style-type: none"> • Hold eye open and rinse slowly and gently with water for 15 to 20 minutes. • Remove contact lenses, if present, after the first 5 minutes, then continue rinsing eye. • Call a poison control center or doctor for treatment advice.
IF ON SKIN OR CLOTHING	<ul style="list-style-type: none"> • Take off contaminated clothing. • Rinse skin immediately with plenty of water for 15 to 20 minutes. • Call a poison control center or doctor for treatment advice.
IF SWALLOWED	<ul style="list-style-type: none"> • Call poison control center or doctor immediately for treatment advice. • Have person sip a glass of water if able to swallow. • Do not induce vomiting unless told to do so by the poison control center or doctor. • Do not give anything by mouth to an unconscious person.

HOTLINE NUMBER

Have the product container or label with you when calling a poison control center or doctor, or going for treatment. You may also contact (877) 325-1840 for emergency medical treatment information.

NOTE TO PHYSICIAN

There is no specific antidote for this product. Induce emesis or lavage stomach, taking care to avoid aspiration of stomach contents into lungs. Give saline laxative and supportive therapy. Contains petroleum distillate – vomiting may cause aspiration pneumonia.

ENVIRONMENTAL HAZARDS

This pesticide is toxic to fish. Do not apply directly to water, or to areas where surface water is present, or to intertidal areas below the mean high water mark. Do not contaminate water when disposing of equipment washwaters.

PHYSICAL OR CHEMICAL HAZARDS

Combustible. Do not use or store near heat or open flame.

DIRECTIONS FOR USE

It is a violation of Federal law to use this product in a manner inconsistent with its labeling. Do not apply this product in a way that will contact workers or other persons, either directly or through drift. Only protected handlers may be in the area during application. For any requirements specific to your state or tribe, consult the agency responsible for pesticide regulation.

AGRICULTURAL USE REQUIREMENTS

Use this product only in accordance with its labeling and with the Worker Protection Standard, 40 CFR Part 170. This standard contains requirements for the protection of agricultural workers on farms, forests, nurseries, and greenhouses, and handlers of agricultural pesticides. It contains requirements for training, decontamination, notification, and emergency assistance. It also contains specific instructions and exceptions pertaining to the statements on this label about personal protective equipment (PPE) and restricted-entry interval. The requirements in this box only apply to uses of this product that are covered by the Worker Protection Standard.

Do not enter or allow worker entry into treated areas during the restricted-entry interval (REI) of 24 hours. Exception: If the product is soil-injected or soil-incorporated, the Worker Protection Standard, under certain circumstances, allows workers to enter the treated area if there will be no contact with anything that has been treated.

PPE required for early entry to treated areas that is permitted under the Worker Protection Standard and that involves contact with anything that has been treated, such as plants, soil or water is:

- Coveralls
- Chemical-resistant gloves, such as barrier laminate or viton
- Shoes plus socks
- Goggles or face shield

NON-AGRICULTURAL USE REQUIREMENTS

The requirements in this box apply to uses of this product that are NOT within the scope of the Worker Protection Standard (WPS) for Agricultural Pesticides (40 CFR Part 170). The WPS applies when this product is used to produce agricultural plants on farms, forests, nurseries, or greenhouses.

Do not enter into treated areas or allow others to enter treated areas without protective clothing until sprays have dried.

GENERAL INFORMATION

Read all sections of this label before using this product. This product is a systemic fungicide that controls numerous diseases on turfgrasses, ornamentals, nursery plantings, and landscape plantings; please refer to the appropriate section for the diseases controlled.

USE PRECAUTIONS/RESTRICTIONS

- To prevent plant injury or lack of efficacy, follow all directions for use and precautions on this label.
- Do not apply this product through any type of irrigation system.
- Do not use this product as a tree injection treatment.
- Bermudagrass is sometimes sensitive to this product. Do not exceed 1.44 fl. oz. per 1,000 sq. ft. per 30 days on any variety of bermudagrass.
- In Florida, do not apply this product to bermudagrass golf course greens when temperatures exceed 90°F.
- Do not graze animals on treated areas.
- Do not feed clippings from treated areas to livestock or poultry.
- Do not apply to apple, Bartlett pear, cherry, citrus, nectarine, peach, pecan, plums or walnut trees that will bear harvestable fruit within 12 months.

MIXING INSTRUCTIONS

- Fill the tank 1/2 to 3/4 full of water.
- Add the appropriate amount of this product.
- Add the remaining water.
- Thoroughly agitate during mixing and during application.

If this product is mixed with other products, use the following mixing sequence:

1. Check the compatibility of the tank mixture using a jar test before mixing in the spray tank (see "Tank Mixes" section).
2. Provide sufficient jet or mechanical agitation during filling and application to keep the tank mix uniformly suspended.
3. Fill tank at least 1/2 full of water.
4. Add wettable powders to the tank first, allowing them to completely suspend in the water before proceeding. This process can be hastened by premixing the product in water before adding to the tank.
5. Add flowables or suspensions next.
6. Add this product.
7. Add other emulsifiable concentrates.
8. Do not leave tank mixtures in the spray tank for prolonged periods without agitation. Mix and apply the same day.

TANK MIXES

Tank mix this product with other fungicides, herbicides and insecticides. Prior to using the tank mix, determine compatibility of the tank mix components by conducting a jar test:

1. Use a small container, such as a jar, and mix a small amount (0.5 to 1 quart) of spray, combining all ingredients in the same ratio as the anticipated use.
2. Mix thoroughly.
3. After 5 to 15 minutes, observe the mixture for any signs of incompatibility. These can include development of a precipitate, surface oil, or a thick (clabbered) texture.
4. If there are any indications of incompatibility, do not use the tank mix or use Unite compatibility agent (3 pt/100 gallons). Rerun the jar test using Unite at the appropriate ratio to ensure compatibility.

Observe all directions and the most restrictive precautions and limitations on the labels of each product used in the tank mixture.

TURFGRASSES

General Information/Restrictions:

- Do not apply more than 5.8 fl. oz. per 1,000 sq. ft.
- Apply in sufficient water to ensure thorough coverage.
- Apply after mowing or allow sprayed areas to dry completely before irrigating.
- Allow sprayed areas to dry completely before irrigating when controlling foliar diseases.
- Water-in this product immediately after application when controlling soil-borne diseases.
- Under high disease pressure or conditions conducive to high disease pressure, use the higher specified rate and shorter application interval.
- Prior to use, evaluate spray additives.
- For best control and turf quality, use this product in a preventative disease control program and with good turf management practices. Also, properly identify the organism causing the disease.
- Bermudagrass is sometimes sensitive to this product. Do not exceed 1.44 fl. oz. per 1,000 sq. ft. per 30 days on any variety of bermudagrass.
- In Florida, do not apply this product to bermudagrass golf course greens when temperatures exceed 90°F.
- Do not graze animals on treated areas.
- Do not feed clippings from treated areas to livestock or poultry.

Rate Conversion:

Fluid Ounces to Milliliters Conversion Table				
0.18 fl. oz.	0.36 fl. oz.	0.72 fl. oz.	1.1 fl. oz.	1.44 fl. oz.
5.4 ml	10.8 ml	21.6 ml	33 ml	43.2 ml

1 fl. oz. = 30 milliliters

Disease Control:

Disease	Application Rate		Application Timing or Interval	Instructions
	(fl. oz. per 1,000 sq. ft.)	(fl. oz. per acre)		
Anthracnose (<i>Colletotricum graminicola</i>)	0.36 to 0.72	15.9 to 31.8	14 to 28 days	Apply this product when conditions are favorable for disease development. Use the higher application rate and shorter application interval when disease pressure is high. Tank mix with a contact fungicide at the labeled rate for broad spectrum control. If disease is present, use the highest rate specified (i.e., 0.72 fl. oz./1,000 sq. ft. or 31.8 fl. oz./A) in combination with a contact fungicide, such as Daconil Ultrex® or Chipco® 26019.
Brown Patch (<i>Rhizoctonia solani</i>)	0.36 to 0.72	15.9 to 31.8	14 to 21 days	Apply in May or June before disease is present and tank mix with a contact fungicide, such as Daconil Ultrex® or Chipco® 26019, registered for control of brown patch. Use the higher application rate and shorter application interval when disease pressure is high.
Dichondra Rust (<i>Puccinia dichondrae</i>)	0.72	31.8	14 to 21 days	Apply this product when conditions are favorable for disease development.

(continued)

Disease	Application Rate		Application Timing or Interval	Instructions
	(fl. oz. per 1,000 sq. ft.)	(fl. oz. per acre)		
Dollar Spot <i>(Sclerotinia homeocarpa)</i>	0.18	7.9	7 days	Apply this product when conditions are favorable for disease development.
	0.18	7.9	14 days	Tank mix with low labeled rate Daconil Ultrex® or Chipco® 26019.
	0.36	15.9	21 to 28 days	Tank mix with low labeled rate of a product containing chlorothalonil.
	0.36 to 0.72	15.9 to 31.8	14 to 28 days	If this product is not tank mixed at this rate, do not make more than 3 consecutive applications for control of dollar spot before rotating to an alternate fungicide with a different mode of action than this product.
Fusarium Patch <i>(Fusarium nivale)</i>	0.72 to 1.44	31.8 to 63.4	Fall to Early Spring	Apply this product when conditions are favorable for disease development.
Gray Leaf Spot <i>(Pyricularia grisea)</i>	0.36 to 0.72	15.9 to 31.8	14 days	Apply this product when conditions are favorable for disease development. If using the lower specified rate, tank mix with a contact fungicide.
Melting Out, Leaf Spot <i>(Bipolaris spp.) (Drechslera spp.)</i>	0.36 to 0.72	15.9 to 31.8	14 days	Tank mix with a contact fungicide for broad spectrum control. To reduce the severity of leaf spot and melting out caused by <i>Helminthosporium</i> -type pathogens and under light to moderate pressure, tank mix using 0.36 fl. oz./1,000 sq. ft. of this product with a contact fungicide.
Necrotic Ring Spot <i>(Leptosphaeria korrae)</i>	1.44	63.4	Fall or Spring	Apply in fall and/or the early spring. Contact your local extension expert for specific application instructions.
Pink Patch <i>(Limonomyces roseipellis)</i>	0.72	31.8	14 to 21 days	Apply this product when conditions are favorable for disease development.
Powdery Mildew <i>(Erysiphe graminis)</i>	0.36 to 0.72	15.9 to 31.8	14 to 28 days	Apply this product when conditions are favorable for disease development. If disease is present, use the highest specified rate.
Red Thread <i>(Laetisaria fuciformis)</i>	0.72	31.8	14 to 21 days	Apply this product when conditions are favorable for disease development.
Rust <i>(Puccinia graminis)</i>	0.36 to 0.72	15.9 to 31.8	14 to 28 days	Apply this product when conditions are favorable for disease development. If disease is present, use the highest specified rate.
Snow Mold Gray <i>(Typhula spp.)</i> Pink <i>(Microdochium nivale)</i>	0.72 to 1.44	31.8 to 63.4	Late Fall	Make one application in the late fall before snow cover; do not apply on top of snow. For optimum disease control, tank mix with products containing PCNB or chlorothalonil.
Spring Dead Spot <i>(Leptosphaeria korrae, Leptosphaeria namari, Ophiosphaerella herpotricha, Gaeumannomyces graminis)</i>	1.44	63.4	30 days	Make 1 to 3 applications. If a single application is made, apply in September or October. For multiple applications, begin spraying in August.
Stripe Smut <i>(Ustilago striiformis) (Urocystis agropyri)</i>	0.36 to 0.72	15.9 to 31.8	Fall or Spring	Apply once in the fall after grass becomes dormant or in the early spring before grass starts to grow.

(continued)

Disease	Application Rate		Application Timing or Interval	Instructions
	(fl. oz. per 1,000 sq. ft.)	(fl. oz. per acre)		
Summer Patch Poa Patch <i>(Magnaporthe poae)</i>	0.72 1.44	31.8 63.4	14 days 28 days	Begin applications in April.
Take-All Patch <i>(Gaeumannomyces graminis)</i>	0.72 to 1.44	31.8 to 63.4	Spring and Fall	This product reduces the severity of take-all patch. Make 1 or 2 fall applications in September and October or when night temperatures drop below 55°F and 1 or 2 applications in April and May. Contact your local extension expert for specific application instructions.
Yellow Patch <i>(Rhizoctonia cerealis)</i>	1.1 to 1.44	48.1 to 63.4	Late Fall	Make one application in the late fall before snow cover; do not use on top of snow. If using the lower specified rate, tank mix with a contact fungicide.
Zoysia Patch, Large patch of zoysia <i>(Rhizoctonia solani)</i>	1.1 to 1.44	48.1 to 63.4	Early Fall	Make one application in the early fall (mid-September to mid-October) prior to development of disease symptoms. Contact your local extension expert for specific application instructions.

Establishment of Cool Season Turfgrass:

This product will improve the establishment rate when it is applied to cool season grass seedlings or sod.

New Seedlings: At the 2- to 3-leaf stage of growth, apply 0.36 fl. oz./1,000 sq. ft. for faster root development and top growth.

Sod: Two to six weeks, prior to cutting, apply 0.36 fl. oz./1,000 sq. ft. to increase sod knitting and faster establishment after laying.

ORNAMENTALS, NON-BEARING FRUIT AND NUT TREES IN NURSERIES AND LANDSCAPING

General Information/Restrictions:

- Allow spray to dry before overhead irrigation is applied.
- For best control and turf quality, use this product in a preventative disease control program and with sound disease management practices.
- Apply up to 2 gallons of this product per acre/crop/year for outdoor uses.
- For landscape plantings, apply 2.2 to 2.9 fl. oz./100 gallons of water every 21 days. Begin application before disease development for best control.
- For ornamentals, apply at 0.72 to 8.7 fl. oz./100 gallons of water (see below for specific instructions).
- Prior to using this product on ornamental plants not listed on this label, test for phytotoxicity on a small-scale basis.
- Prior to using this product against diseases not listed on this label, test for efficacy on a small-scale basis.
- Do not apply this product to African violets, begonias, Boston fern, or geraniums.
- Prior to large-scale application, evaluate this product for phytotoxicity and disease control on a small-scale basis.
- Do not apply to apple, Bartlett pear, cherry, citrus, nectarine, peach, pecan, plums or walnut trees that will bear harvestable fruit within 12 months.

Ornamental Plant Species:

Use this product to control plant diseases on the following plant species (prior to using this product on ornamental plants not listed on this label, test for phytotoxicity on a small-scale basis):

Herbaceous Ornamentals

Calendula	Gomphrena	Phlox
Carnation	Iris	Snapdragon
Chrysanthemum	Marigold	Sweet William (<i>Dianthus barbatus</i>)
Delphinium	Monarda	Zinnia

Woody Ornamentals

Amelanchier	Douglas Fir	Pyracantha
Ash	Hawthorn	Red Tip Photinia
Azalea	Juniper	Rhododendron
Bayberry	Lilac	Roses (outdoor use only)
Crabapple	Oaks	Shasta Fir
Crape Myrtle	Pines	Wax Myrtle
Dogwood	Poplars	

Non-bearing Fruit and Nut Trees (Nursery and Landscape Plantings)

Apple	Citrus	Pecan
Bartlett Pear	Nectarine	Plum
Cherry	Peach	Walnut

Please refer to the table below (Ornamental Disease Control) for specific rate and application timing information.

(continued)

Ornamental Disease Control:

Disease	Ornamental Plant Species	Rate (fl. oz. per 100 gallons)	Application Timing or Interval	Instructions
Conifer Blights				
<i>Phomopsis juniperovora</i> (Phomopsis Blight)	Juniper	1.8 to 2.9	14 to 21 days	Apply as a full coverage spray to the point of drip. Begin applying this product when junipers start to grow and repeat applications during the period of active growth.
<i>Sirococcus strobilinus</i> (Tip Blight)	Pines	5.8	Mid to late winter and 2 additional applications at 2-month intervals	Apply as a full coverage spray to the point of drip. Make initial application in mid to late winter followed by two additional applications at 2-month intervals.
<i>Sphaeropsis sapinea</i> (Diplodia Tip Blight)	Pines	1.8 to 2.9	14 days	Apply as a full coverage spray to the point of drip. Prior to the major period of infection, make 3 applications 14 days apart.
Flower Blights				
<i>Ascochyta chrysanthemi</i> (Ray Blight)	Chrysanthemum	4.3	7 days	Apply as a full coverage spray to the point of drip. Begin applying this product when conditions are favorable for disease development.
		7.2	14 days	
<i>Monilinia</i> spp.	Cherry Nectarine Peach Plum	0.72 to 1.44	Begin applications when there is 5 to 10% bloom, repeat at 70 to 100% bloom	Apply as a full coverage spray to the point of drip.
<i>Ovulinia</i> spp.	Azalea Rhododendron	1.8 to 2.9	As needed	Apply as a full coverage spray to the point of drip. Begin applying this product when conditions are favorable for disease development.
Leaf Blights/Spots				
<i>Alternaria</i> spp.	Gomphrena Marigold	1.8 to 2.9	As needed	Apply as a full coverage spray to the point of drip. Begin applying this product when conditions are favorable for disease development.
<i>Cercospora</i> spp. (Brown Leaf Spot)	Pecan	4.3	14 days	Apply as a full coverage spray to the point of drip. Begin application at bud break, making a total of 3 applications.
<i>Cladosporium</i> spp. (Scab)	Pecan	4.3	14 days	Apply as a full coverage spray to the point of drip. Begin application at bud break, making a total of 3 applications.
	Crabapple	2.9 to 4.3	30 days	Apply as a full coverage spray to the point of drip. Begin applying this product when conditions are favorable for disease development.
<i>Coccomyces hiemalis</i>	Cherry	0.72 to 1.44	14 to 21 days	Apply as a full coverage spray to the point of drip. Repeat applications during the period of primary application. Tank mix with a contact fungicide if disease is present.
<i>Cristulariella</i> spp. (Zonate Leaf Spot)	Pecan	4.3	14 days	Apply as a full coverage spray to the point of drip. Begin application at bud break, making a total of 3 applications.
<i>Diplocarpon rosae</i> (Black Spot)	Roses (outdoor use only)	1.8 to 2.9	As needed	Apply as a full coverage spray to the point of drip. Begin applying this product when conditions are favorable for disease development. Tank mix with a contact fungicide labeled for blackspot.
<i>Discula</i> spp. (Anthracnose)	Dogwood	2.9 to 4.3	30 days	Apply as a full coverage spray to the point of drip. Begin applying this product when conditions are favorable for disease development.
<i>Fabraea maculata</i> (syn. <i>Entomosporium maculata</i>)	Red Tip Photinia	1.8 to 2.9	As needed	Apply as a full coverage spray to the point of drip. Begin applying this product when conditions are favorable for disease development.

(continued)

Disease	Ornamental Plant Species	Rate (fl. oz. per 100 gallons)	Application Timing or Interval	Instructions
Leaf Blights/Spots (cont.)				
<i>Gnomonia leptostyla</i> (Anthracnose)	Walnut	3.1	14 to 21 days	Apply as a full coverage spray to the point of drip. Begin applying this product when conditions are favorable for disease development.
<i>Heterosporium echinulatum</i>	Sweet William (<i>Dianthus barbatus</i>)	1.8 to 2.9	As needed	Apply as a full coverage spray to the point of drip. Begin applying this product when conditions are favorable for disease development.
<i>Mycosphaerella caryigena</i> (Downy Spot)	Pecan	4.3	14 days	Apply as a full coverage spray to the point of drip. Begin application at bud break, making a total of 3 applications.
<i>Mycosphaerella fructicola</i> (Greasy Spot)	Citrus	7.2 to 8.7	Apply within June to August time period	Apply as a full coverage spray to the point of drip.
<i>Septoria</i> spp. (Leaf Scorch)	Rhododendron	2.9 to 4.3	30 days	Apply as a full coverage spray to the point of drip. Begin applying this product when conditions are favorable for disease development.
	Pecan	4.3	14 days	Apply as a full coverage spray to the point of drip. Begin application at bud break, making a total of 3 applications.
	Bayberry Wax Myrtle	2.9	30 days	Apply as a full coverage spray to the point of drip. Begin applying this product when conditions are favorable for disease development.
<i>Spilocaea pyracanthae</i>	Pyracantha	1.8 to 2.9	As needed	Apply as a full coverage spray to the point of drip. Begin applying this product when conditions are favorable for disease development.
<i>Tubakia dryina</i>	Oaks	5.8	14 to 28 days	Apply as a full coverage spray to the point of drip. Begin applying this product when conditions are favorable for disease development.
<i>Venturia inaequalis</i> (Scab)	Crabapple Apple Bartlett Pear	0.72 to 1.44	14 to 21 days	Apply as a full coverage spray to the point of drip. Repeat applications during the period of primary application. Tank mix with a contact fungicide if disease is present.
Powdery Mildew				
<i>Erysiphe</i> spp.	Calendula	1.8 to 2.9	30 days	Apply as a full coverage spray to the point of drip. Begin applying this product when conditions are favorable for disease development.
	Delphinium Crape Myrtle	1.8 to 2.9	As needed	Apply as a full coverage spray to the point of drip. Begin applying this product when conditions are favorable for disease development.
<i>Microsphaera</i> spp.	Azalea	2.9 to 4.3	30 days	Apply as a full coverage spray to the point of drip. Begin applying this product when conditions are favorable for disease development.
<i>Idium</i> spp.	Monarda Phlox Zinnia Ash Crabapple Dogwood Lilac Bartlett Pear	1.8 to 2.9	As needed	Apply as a full coverage spray to the point of drip. Begin applying this product when conditions are favorable for disease development.

(continued)

Disease	Ornamental Plant Species	Rate (fl. oz. per 100 gallons)	Application Timing or Interval	Instructions
Powdery Mildew (cont.)				
<i>Podosphaera</i> spp.	Amelanchier Apple	1.8 to 2.9	As needed	Apply as a full coverage spray to the point of drip. Begin applying this product when conditions are favorable for disease development.
<i>Sphaerotheca pannosa</i>	Roses (outdoor use only) Pecan	1.8 to 2.9	As needed	Apply as a full coverage spray to the point of drip. Begin applying this product when conditions are favorable for disease development.
Rust				
<i>Gymnosporangium juniperi-virginianae</i>	Crabapple Hawthorn Apple Bartlett Pear	0.72 to 1.44	14 to 21 days	Apply as a full coverage spray to the point of drip. Repeat applications during the period of primary application. Tank mix with a contact fungicide if disease is present.
<i>Melampsora occidentalis</i>	Douglas Fir	5.8	Apply once in May	Apply as a full coverage spray to the point of drip.
	Poplars	5.8	14 to 28 days	Apply as a full coverage spray to the point of drip. Begin applying this product when conditions are favorable for disease development.
<i>Phragmidium</i> spp.	Roses (outdoor use only)	1.8 to 2.9	As needed	Apply as a full coverage spray to the point of drip. Begin applying this product when conditions are favorable for disease development.
<i>Puccinia</i> spp.	Iris Snapdragon	1.8 to 2.9	As needed	Apply as a full coverage spray to the point of drip. Begin applying this product when conditions are favorable for disease development.
<i>Pucciniastrum geoppertianum</i>	Shasta Fir	5.8	14 to 28 days	Apply as a full coverage spray to the point of drip. Begin applying this product when conditions are favorable for disease development.
<i>Uromyces dianthi</i>	Carnation	1.8 to 2.9	As needed	Apply as a full coverage spray to the point of drip. Begin applying this product when conditions are favorable for disease development.

STORAGE AND DISPOSAL

Do not contaminate water, food, or feed by storage or disposal.

PESTICIDE STORAGE: Store in original container in a secured, dry storage area. Prevent cross-contamination with other pesticides and fertilizers.

PESTICIDE DISPOSAL: Pesticide wastes may be acutely hazardous. Improper disposal is a violation of Federal law. Pesticide, mixtures, or equipment rinse water that cannot be chemically reprocessed must be disposed of according to applicable Federal, State or local procedures. Contact your state pesticide or environmental control agency or the hazardous waste representative at the nearest EPA Regional Office for guidance.

CONTAINER DISPOSAL: Nonrefillable container. Do not reuse or refill this container. Triple rinse container (or equivalent) promptly after emptying. Triple rinse as follows: Empty the remaining contents into application equipment or a mix tank and drain for 10 seconds after the flow begins to drip. Fill the container 1/4 full with water and recap. Shake for 10 seconds. Pour rinsate into application equipment or a mix tank or store rinsate for later use or disposal. Drain for 10 seconds after the flow begins to drip. Repeat this procedure two more times. Then offer for recycling or reconditioning or puncture and dispose of in a sanitary landfill, or by other procedures approved by State and local authorities. Plastic containers are also disposable by incineration, or if allowed by State and local authorities, by burning. If burned, stay out of smoke.

WARRANTY DISCLAIMER

The directions for use of this product must be followed carefully. TO THE EXTENT CONSISTENT WITH APPLICABLE LAW, (1) THE GOODS DELIVERED TO YOU ARE FURNISHED "AS IS" BY MANUFACTURER OR SELLER AND (2) MANUFACTURER AND SELLER MAKE NO WARRANTIES, GUARANTEES, OR REPRESENTATIONS OF ANY KIND TO BUYER OR USER, EITHER EXPRESS OR IMPLIED, OR BY USAGE OF TRADE, STATUTORY OR OTHERWISE, WITH REGARD TO THE PRODUCT SOLD, INCLUDING, BUT NOT LIMITED TO MERCHANTABILITY, FITNESS FOR A PARTICULAR PURPOSE, USE, OR ELIGIBILITY OF THE PRODUCT FOR ANY PARTICULAR TRADE USAGE. UNINTENDED CONSEQUENCES, INCLUDING BUT NOT LIMITED TO INEFFECTIVENESS, MAY RESULT BECAUSE OF SUCH FACTORS AS THE PRESENCE OR ABSENCE OF OTHER MATERIALS USED IN COMBINATION WITH THE GOODS, OR THE MANNER OF USE OR APPLICATION, INCLUDING WEATHER, ALL OF WHICH ARE BEYOND THE CONTROL OF MANUFACTURER OR SELLER AND ASSUMED BY BUYER OR USER. THIS WRITING CONTAINS ALL OF THE REPRESENTATIONS AND AGREEMENTS BETWEEN BUYER, MANUFACTURER AND SELLER, AND NO PERSON OR AGENT OF MANUFACTURER OR SELLER HAS ANY AUTHORITY TO MAKE ANY REPRESENTATION OR WARRANTY OR AGREEMENT RELATING IN ANY WAY TO THESE GOODS.

LIMITATION OF LIABILITY

TO THE EXTENT CONSISTENT WITH APPLICABLE LAW, IN NO EVENT SHALL MANUFACTURER OR SELLER BE LIABLE FOR SPECIAL, INCIDENTAL, OR CONSEQUENTIAL DAMAGES, OR FOR DAMAGES IN THEIR NATURE OF PENALTIES RELATING TO THE GOODS SOLD, INCLUDING USE, APPLICATION, HANDLING, AND DISPOSAL. TO THE EXTENT CONSISTENT WITH APPLICABLE LAW, MANUFACTURER OR SELLER SHALL NOT BE LIABLE TO BUYER OR USER BY WAY OF INDEMNIFICATION TO BUYER OR TO CUSTOMERS OF BUYER, IF ANY, OR FOR ANY DAMAGES OR SUMS OF MONEY, CLAIMS OR DEMANDS WHATSOEVER, RESULTING FROM OR BY REASON OF, OR ARISING OUT OF THE MISUSE, OR FAILURE TO FOLLOW LABEL WARNINGS OR INSTRUCTIONS FOR USE, OF THE GOODS SOLD BY MANUFACTURER OR SELLER TO BUYER. ALL SUCH RISKS SHALL BE ASSUMED BY THE BUYER, USER, OR ITS CUSTOMERS. TO THE EXTENT CONSISTENT WITH APPLICABLE LAW, BUYER'S OR USER'S EXCLUSIVE REMEDY, AND MANUFACTURER'S OR SELLER'S TOTAL LIABILITY SHALL BE FOR DAMAGES NOT EXCEEDING THE COST OF THE PRODUCT.

If you do not agree with or do not accept any of directions for use, the warranty disclaimers, or limitations on liability, do not use the product, and return it unopened to the Seller, and the purchase price will be refunded.

RV121809[1]

LESCO, Spectator, and the sweeping design are trademarks of LESCO Technologies, LLC.

All other trademarks that appear on this label which are not owned by LESCO Technologies, LLC are the property of their respective owners.

— NOTES —

— NOTES —



SPECTATOR™

Turf and Ornamental Fungicide

ACTIVE INGREDIENT:

Propiconazole: 1-[[2-(2,4-dichlorophenyl)-4-propyl-1,3-dioxolan-2-yl]methyl]-1H-1,2,4-triazole 41.8%

OTHER INGREDIENTS 58.2%**TOTAL** 100.0%

Contains petroleum distillates. Contains 4 lbs. of propiconazole per gallon.



PULL HERE TO OPEN
PRESS TO RESEAL

KEEP OUT OF REACH OF CHILDREN WARNING/AVISO

Si usted no entiende la etiqueta, busque a alguien para que se la explique a usted en detalle.
(If you do not understand this label, find someone to explain it to you in detail.)

See inside booklet for **ADDITIONAL PRECAUTIONARY STATEMENTS** and **COMPLETE USE DIRECTIONS**

For Chemical Spill, Leak, Fire, or Exposure, Call CHEMTREC (800) 424-9300.
For Medical Emergencies Only, Call (877) 325-1840.

PRECAUTIONARY STATEMENTS HAZARDS TO HUMANS AND DOMESTIC ANIMALS WARNING/AVISO

Causes substantial but temporary eye injury. Causes skin irritation. Harmful if swallowed. Do not get in eyes, on skin, or on clothing. Wear protective eyewear such as goggles, face shield, or safety glasses. Wash thoroughly with soap and water after handling and before eating, drinking, chewing gum, or using tobacco. Remove and wash contaminated clothing before reuse.

DIRECTIONS FOR USE

It is a violation of Federal law to use this product in a manner inconsistent with its labeling. Do not apply this product in a way that will contact workers or other persons, either directly or through drift. Only protected handlers may be in the area during application. For any requirements specific to your state or tribe, consult the agency responsible for pesticide regulation.

STORAGE AND DISPOSAL

Do not contaminate water, food, or feed by storage or disposal.

PESTICIDE STORAGE: Store in original container in a secured, dry storage area. Prevent cross-contamination with other pesticides and fertilizers.

PESTICIDE DISPOSAL: Pesticide wastes may be acutely hazardous. Improper disposal is a violation of Federal law. Pesticide, mixtures, or equipment rinse water that cannot be chemically reprocessed must be disposed of according to applicable Federal, State or local procedures. Contact your state pesticide or environmental control agency or the hazardous waste representative at the nearest EPA Regional Office for guidance.

CONTAINER DISPOSAL: Nonrefillable container. Do not reuse or refill this container. Triple rinse container (or equivalent) promptly after emptying. Triple rinse as follows: Empty the remaining contents into application equipment or a mix tank and drain for 10 seconds after the flow begins to drip. Fill the container 1/4 full with water and recap. Shake for 10 seconds. Pour rinsate into application equipment or a mix tank or store rinsate for later use or disposal. Drain for 10 seconds after the flow begins to drip. Repeat this procedure two more times. Then offer for recycling or reconditioning or puncture and dispose of in a sanitary landfill, or by other procedures approved by State and local authorities. Plastic containers are also disposable by incineration, or if allowed by State and local authorities, by burning. If burned, stay out of smoke.

FIRST AID

IF IN EYES	<ul style="list-style-type: none"> Hold eye open and rinse slowly and gently with water for 15 to 20 minutes. Remove contact lenses, if present, after the first 5 minutes, then continue rinsing eye. Call a poison control center or doctor for treatment advice.
IF ON SKIN OR CLOTHING	<ul style="list-style-type: none"> Take off contaminated clothing. Rinse skin immediately with plenty of water for 15 to 20 minutes. Call a poison control center or doctor for treatment advice.
IF SWALLOWED	<ul style="list-style-type: none"> Call poison control center or doctor immediately for treatment advice. Have person sip a glass of water if able to swallow. Do not induce vomiting unless told to do so by the poison control center or doctor. Do not give anything by mouth to an unconscious person.

HOTLINE NUMBER – Have the product container or label with you when calling a poison control center or doctor, or going for treatment. You may also contact (877) 325-1840 for emergency medical treatment information.

NOTE TO PHYSICIAN – There is no specific antidote for this product. Induce emesis or lavage stomach, taking care to avoid aspiration of stomach contents into lungs. Give saline laxative and supportive therapy. Contains petroleum distillate – vomiting may cause aspiration pneumonia.

PHYSICAL OR CHEMICAL HAZARDS

Combustible. Do not use or store near heat or open flame.

Manufactured for
Nufarm Americas Inc.
11901 S. Austin Avenue
Alsip, IL 60803

EPA Reg. No. 228-633
EPA Est. No. indicated by the first two letters
of the batch number on this package
(AL) 228-IL-002, (ST) 072344-MO-004

Net Contents:
2.5 Gal. (9.46 L)

Product of China.
Formulated in the United States
with U.S. and imported ingredients.

RV121809[1]

PROOF

THIS PROOF IS TO BE CHECKED FOR ACCURACY

Please review and approve **Text, Spelling, Copy Placement, Size, Shape, Colors** and **Dieline**.

Authorized signature accepts responsibility for accuracy of all copy, color break and artwork. Cimarron Label is not liable for any discrepancies subsequently identified.

PLEASE NOTE: Due to color variance between printers/monitors, the colors represented by this proof cannot be deemed accurate. Please refer to a color matching system such as the Pantone Matching System for a truer representation of spot colors.

THIS PROOF IS NOT ACCURATE FOR COLOR-MATCH.





Dieline does not print.

 **Cimarron Label**

Experts in Extended Text Labeling

4201 North Westport Ave. • Sioux Falls, SD 57107

Phone: (605) 978-0451 • Fax: (605) 978-0463

DATE	JOB NUMBER	CUSTOMER
Oct. 28, 2015	111179	NUFARM
LABEL SIZE	BOOKLET SIZE	
6.5" x 6.375"	6.5" x 5.375"	
LABEL COLORS	BOOKLET COVER COLORS	BOOKLET INSIDE COLORS
 BLACK	 BLACK  021	 BLACK
PATTERN VARNISH: <input checked="" type="checkbox"/> YES <input type="checkbox"/> NO		

Form: CS 006B - 11/8/2011

ARTWORK IS APPROVED

REVISED PROOF NEEDED

**WE CANNOT PROCESS
THIS ORDER WITHOUT AN
AUTHORIZED SIGNATURE**

Signed _____ Date _____